



THE COLLEGE OF  
OPTOMETRISTS

# Stage Two

# **Overarching case scenario 36**

**AGE AND GENDER** 24 years, Female

**ETHNIC BACKGROUND** Caucasian

**OCCUPATION AND HOBBIES** Full time mother of two young children likes reading and playing badminton. Driver

**PRESENTING SYMPTOMS AND HISTORY** Frequent headaches occurring every day for the past four weeks. Vary in strength "from 5/10 to 8/10". Analgesic medication does not always work. Sometimes feels nauseous with headache. GP advised eye examination. Vision seems good for both distance and reading but lost spectacles five weeks ago.

**GENERAL HEALTH AND MEDICATION** Oral contraceptive pill.

**PRESENT Rx, CENTRATION AND ACUITIES** Lost spectacles, no previous record.

**PD/NCD** 58/55 mm

**VISION** R 6/12 L 6/12

**PINHOLE VISION** R 6/6 L 6/6

**REFRACTION** R -0.75/-0.25 x 175 L -0.75/-0.50 x 10

**VA Distance** R 6/6 L 6/6

**Near** R N5 L N5

**ACCOMMODATION** R 11.00 D L 11.00 D Binoc.11.00D

**BINOCULAR STATUS** D 3 Δ XOP N 6Δ XOP : Distance and Near Mallett no slip H or V

**MOTILITY** Full, no diplopia

**CONVERGENCE** 8cm

**PUPIL REACTIONS** D, N, C full but slow. No RAPD

**FUNDUS EXAMINATION** see attached

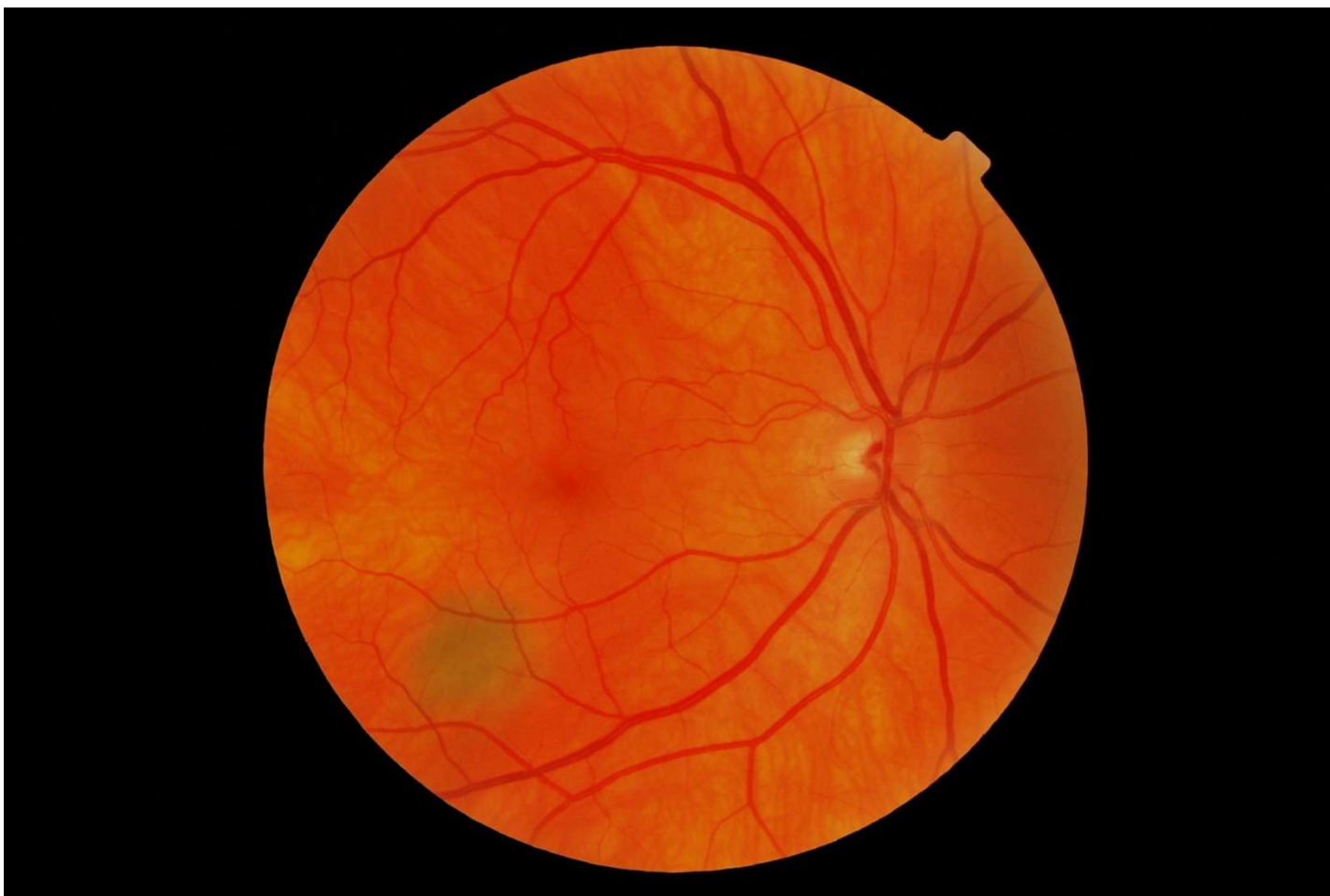
**FIELDS** see attached

**IOP** R 10mmHg L 10mmHg @ 10.45am Perkins

**EXTERNAL EYE EXAMINATION** see attached

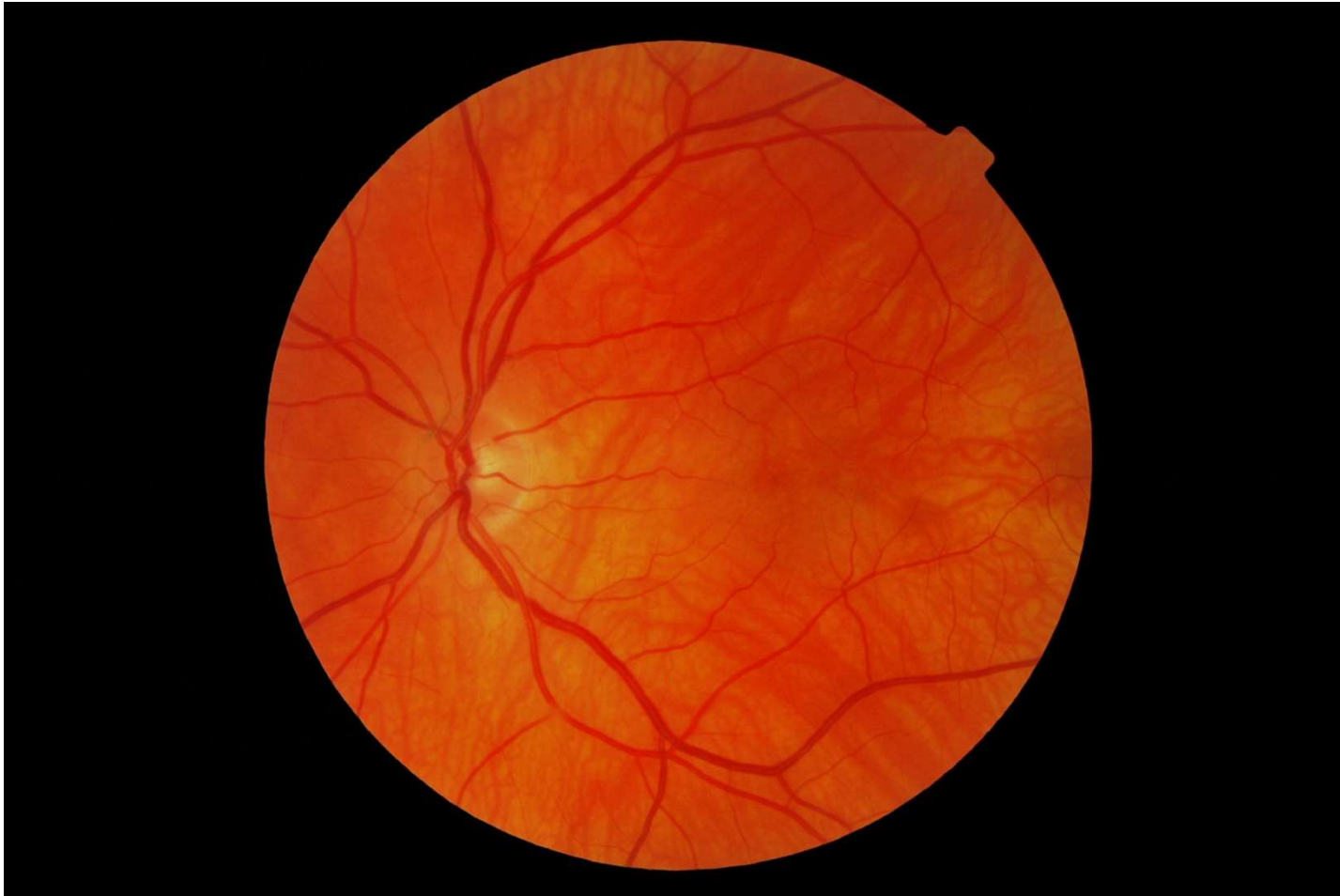
**KERATOMETRY** Not undertaken

# Fundus RE



R36

# Fundus LE



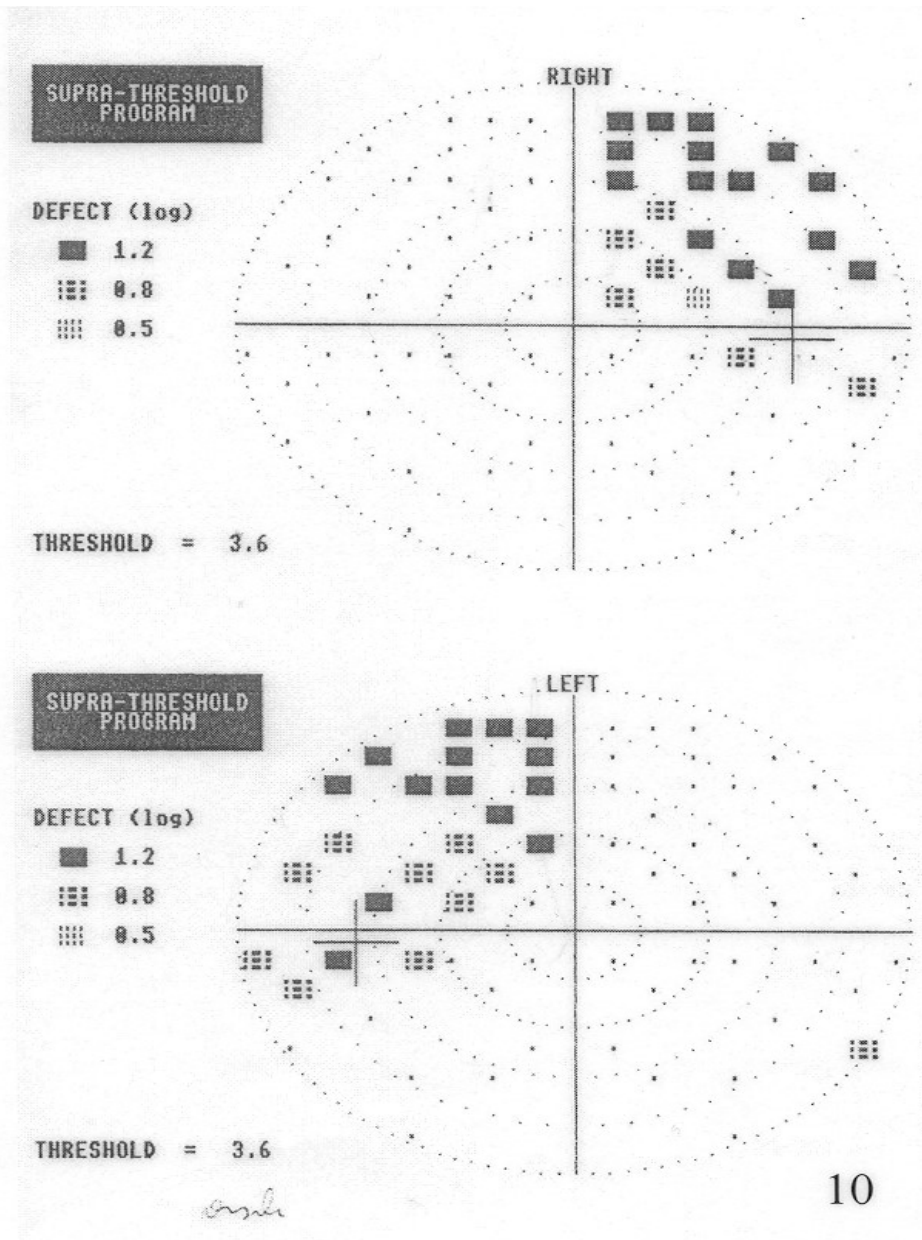
R36

# External View



R36

# Field RE & LE



# Colour Vision Binocular

ISHIHARA TEST SCORE SHEET (38-PLATE EDITION, 1979)

NAME:

DATE:

PLATE	SCORE	NORMAL	DEFICIENT	TOTAL CB/ WEAK	PROT ANOMALY		DEUTER ANOMALY	
					ANOPIA	ANOPIA	ANOPIA	ANOPIA
1	12	12	12	12	12	12	12	12
2	8	8	3	-				
3	6	6	5	-				
4	29	29	70	-				
5	57	57	35	-				
6	5	5	2	-				
7	3	3	5	-				
8	15	15	17	-				
9	74	74	21	-				
10	2	2	-/X					
11	6	6	-/X					
12	97	97	-/X					
13	45	45	-/X					
14	5	5	-/X					
15	7	7	-/X					
16	18	16	-/X					
17	73	73	-/X					
18	-	-	5	-				
19	-	-	2	-				
20	-	-	45	-				
21	-	-	73	-				
22	26	26			6	(2)6	2	2(6)
23	42	42			2	(4)2	4	4(2)
24	35	35			5	(3)5	3	3(5)
25	96	96			6	(9)6	9	9(6)

NOTES: - no numeral read X incorrectly read A(B) A clearer than B